


GT CUP / LMP3 SPA EURO RACE QUALIFYING

Sector Analysis

■ Personal Best
 ■ Session Best
 ■ Crossing the finish line in pit lane

Lap	D	Time	Sector 1	Sector 2	Sector 3	T. Spd	Elapsed	Lap	D	Time	Sector 1	Sector 2	Sector 3	T. Spd	Elapsed		
2	1	1. Tom Webb						BMW M3 E46 GTR GTB	8	1	Spy Motorsport 1. Dominic Paul						Ginetta G55 GT4 GTA
1	1	4:25.967	2:29.764	1:15.647	40.556	206.1	4:25.967	1	1	4:46.827	2:54.343	1:10.702	41.782	219.1	4:46.827		
2	1	2:37.120	46.403	1:10.503	40.214	233.8	7:03.087	2	1	2:33.010	44.050	1:09.729	39.231	231.8	7:19.837		
3	1	2:38.269	44.708	1:09.115	44.446	238.9	9:41.356	3	1	2:44.253 B	44.208	1:11.527	48.518	228.8	10:04.090		
4	1	2:41.660 B	44.646	1:10.528	46.486	237.4	12:23.016	4	1	4:33.739 B	2:20.881	1:11.991	1:00.867	220.4	14:37.829		
5	1	12:13.758	...	1:12.328	40.394	219.5	24:36.773	5	1	10:03.027	8:06.799	1:14.032	42.196	210.1	24:40.855		
6	1	2:31.966	43.946	1:09.199	38.821	238.4	27:08.739	6	1	2:35.814	44.622	1:11.495	39.697	227.4	27:16.669		
7	1	2:32.484	43.261	1:10.317	38.906	240.0	29:41.223	7	1	2:36.027	45.175	1:11.044	39.808	226.4	29:52.696		
8	1	3:17.081 B	42.982	1:26.168	1:07.931	243.8	32:58.304	8	1	3:31.855 B	45.986	1:28.304	1:17.565	226.9	33:24.551		
9	1	12:01.815	...	1:11.137	41.115	223.6	45:00.118	9	1	12:02.416	9:47.550	1:22.019	52.847	224.5	45:26.966		
10	1	2:32.165	43.907	1:09.335	38.923	240.5	47:32.283	10	1	2:36.277	45.342	1:11.155	39.780	226.9	48:03.243		
11	1	2:33.781	43.176	1:11.082	39.523	244.3	50:06.064	11	1	2:37.555	44.261	1:11.422	41.872	231.3	50:40.798		
5	1	CTR Developments Ltd 1. Richard Chamberlain						Porsche 935 GTO	9	1	22 GT Racing 1. Dean Gibbs						Aston Martin GT4 GTA
1	1	3:13.422	1:07.857	1:21.363	44.202	175.0	3:13.422	1	1	3:38.832	1:30.198	1:23.164	45.470	181.5	3:38.832		
2	1	2:34.798	44.077	1:10.853	39.868	232.8	5:48.220	2	1	2:48.908	47.628	1:17.796	43.484	232.8	6:27.740		
3	1	2:31.097	42.674	1:09.043	39.380	237.9	8:19.317	3	1	2:46.627	48.094	1:15.456	43.077	204.5	9:14.367		
4	1	2:49.138 B	45.028	1:09.502	54.608	216.4	11:08.455	4	1	2:39.865	45.868	1:12.991	41.006	232.8	11:54.232		
5	1	6:14.263 B	3:25.614	1:38.207	1:10.442	110.1	17:22.718	5	1	3:04.131 B	45.381	1:13.643	1:05.107	241.1	14:58.363		
6	1	7:22.629	5:30.680	1:12.459	39.490	227.4	24:45.346	6	1	10:21.663	8:20.376	1:18.162	43.125	200.4	25:20.025		
7	1	2:42.182	41.351	1:08.586	52.245	245.5	27:27.528	7	1	2:41.894	46.133	1:13.452	42.309	233.3	28:01.919		
8	1	2:26.911	41.508	1:07.594	37.809	261.5	29:54.439	8	1	2:40.159	45.405	1:13.852	40.902	237.4	30:42.078		
9	1	3:27.817 B	41.593	1:29.639	1:16.585	256.5	33:22.256	9	1	3:31.480 B	53.925	1:31.553	1:06.002	125.1	34:13.558		
10	1	11:35.195	9:40.547	1:12.978	41.670	234.3	44:57.450	10	1	11:14.742	9:11.447	1:19.714	43.581	162.2	45:28.299		
11	1	2:32.663	42.163	1:11.405	39.095	251.7	47:30.113	11	1	2:48.407	45.036	1:21.184	42.187	228.3	48:16.706		
12	1	2:27.646	41.416	1:08.349	37.881	241.1	49:57.759	12	1	2:39.110	45.167	1:12.987	40.956	235.8	50:55.816		
6	1	Black Mamba Racing 1. Chris Papageorgiou 2. Andy Demetriou						Porsche 991 GT3 Cup GTC	10	1	Amigo Motorsport 1. Mick Mercer 2. Gary Smith						Ginetta G55 GT4 GTA
1	1	2:33.776	42.637	1:11.827	39.312	243.2	2:33.776	1	1	3:15.987	1:08.052	1:22.862	45.073	164.4	3:15.987		
2	1	2:33.498	42.694	1:11.420	39.384	243.8	5:07.274	2	1	2:45.922	47.665	1:15.860	42.397	192.2	6:01.909		
3	1	2:32.754	42.964	1:10.554	39.236	246.6	7:40.028	3	1	2:45.630	47.527	1:15.083	43.020	207.7	8:47.539		
4	1	2:34.302	43.062	1:11.130	40.110	248.3	10:14.330	4	1	3:02.278 B	47.207	1:15.796	59.275	207.3	11:49.817		
5	1	2:39.862	42.919	1:12.740	44.203	255.3	12:54.192	5	1	5:35.591 B	2:52.527	1:31.713	1:11.351	140.6	17:25.408		
6	1	3:34.810 B	43.249	1:30.773	1:20.788	244.3	16:29.002	6	1	7:31.350	5:33.333	1:16.564	41.453	188.8	24:56.757		
7	1	8:23.135	6:21.687	1:19.607	41.841	203.8	24:52.136	7	1	2:39.676	45.928	1:12.459	41.289	225.0	27:36.433		
8	1	2:55.635 B	42.875	1:12.206	1:00.554	251.2	27:47.771	8	1	2:38.150	45.652	1:11.797	40.701	223.6	30:14.583		
9	1	5:06.718 B	2:21.318	1:39.882	1:05.518	186.5	32:54.489	9	1	3:37.047 B	48.169	1:30.146	1:18.732	168.0	33:51.630		
10	1	12:28.794	...	1:25.721	44.978	147.3	45:23.282	10	1	11:14.154	9:17.475	1:15.130	41.549	188.5	45:05.783		
11	1	2:56.250	49.334	1:21.479	45.437	173.9	48:19.532	11	1	2:38.376	45.178	1:11.761	41.437	224.1	47:44.159		
12	1	2:49.611	46.929	1:18.653	44.029	206.5	51:09.143	12	1	2:38.080	45.523	1:11.989	40.568	204.5	50:22.239		
7	1	National Motorsport Academy 1. Gareth Downing						Lotus Evora GTE GTO	12	1	JMH Automotive 1. Nigel Hudson 2. Adam Wilcox						Aston Martin GT3 GTO
1	1	4:02.354	1:55.252	1:23.364	43.738	169.5	4:02.354	1	1	4:23.618	2:19.508	1:23.161	40.949	170.1	4:23.618		
2	1	3:06.558 B	45.734	1:19.921	1:00.903	219.1	7:08.912	2	1	2:31.513	42.797	1:10.228	38.488	248.8	6:55.131		
3	1	19:47.651	...	1:15.102	43.495	193.2	26:56.562	3	1	2:30.617	42.392	1:10.225	38.000	246.0	9:25.748		
4	1	2:34.569	44.009	1:11.831	38.729	226.9	29:31.131	4	1	2:29.225	41.519	1:10.253	37.453	264.7	11:54.973		
5	1	3:14.911 B	43.487	1:19.624	1:11.800	238.4	32:46.042	5	1	2:45.771 B	41.666	1:08.828	55.277	262.8	14:40.744		
6	1	12:28.675	...	1:13.786	42.813	221.3	45:14.716	6	1	9:51.464	8:02.972	1:10.604	37.888	255.9	24:32.207		
7	1	2:32.188	43.195	1:10.075	38.918	243.8	47:46.904	7	1	2:27.937	42.316	1:08.660	36.961	229.8	27:00.144		
8	1	2:31.208	42.770	1:09.695	38.743	231.8	50:18.112	8	1	2:37.366	42.000	1:09.150	46.216	252.3	29:37.510		
								9	1	3:18.028 B	41.729	1:30.292	1:06.007	264.1	32:55.538		




GT CUP / LMP3 SPA EURO RACE QUALIFYING

Sector Analysis

■ Personal Best
 ■ Session Best
 ■ Crossing the finish line in pit lane

Lap	D	Time	Sector 1	Sector 2	Sector 3	T. Spd	Elapsed	Lap	D	Time	Sector 1	Sector 2	Sector 3	T. Spd	Elapsed
14 FF Corse Ferrari 458 GTC 1. Graham Lucking 2. Leyton Clarke															
1	1	6:59.732	5:06.552	1:12.788	40.392	234.8	6:59.732	1	1	2:55.245	54.155	1:17.669	43.421	182.4	2:55.245
2	1	2:36.638	44.382	1:11.281	40.975	240.0	9:36.370	2	1	2:43.165	45.584	1:14.339	43.242	240.5	5:38.410
3	1	2:34.495	43.581	1:10.505	40.409	244.3	12:10.865	3	1	2:39.625	44.707	1:13.465	41.453	235.8	8:18.035
4	1	2:57.265	42.951	1:12.704	1:01.610	250.6	15:08.130	4	1	2:44.740	45.173	1:17.199	42.368	234.3	11:02.775
5	1	10:27.247	8:21.772	1:13.524	51.951	243.8	25:35.376	5	1	2:38.287	44.382	1:12.983	40.922	244.9	13:41.062
6	1	2:29.977	42.283	1:09.438	38.256	250.6	28:05.353	6	1	3:36.189	54.383	1:31.563	1:10.243	131.1	17:17.251
7	1	2:31.578	42.485	1:10.834	38.259	254.1	30:36.931	7	1	8:06.592	6:03.173	1:18.248	45.171	154.5	25:23.842
8	1	3:23.817	57.848	1:31.822	54.147	125.7	34:00.748	8	1	2:36.807	44.229	1:11.945	40.633	249.4	28:00.649
9	1	11:03.600	9:07.405	1:13.555	42.640	227.8	45:04.347	9	1	2:35.319	44.209	1:11.116	39.994	250.0	30:35.968
10	1	2:28.690	42.155	1:08.301	38.234	251.7	47:33.037	10	1	3:34.576	58.083	1:31.636	1:04.857	136.5	34:10.544
11	1	2:41.736	46.755	1:09.899	45.082	251.2	50:14.773								
16 FF Corse Ferrari 458 GTC 1. Laurent de Meeus 2. Jamie Stanley															
1	1	6:41.534	4:36.679	1:20.563	44.292	212.2	6:41.534	1	1	5:51.670	3:57.594	1:15.335	38.741	205.7	5:51.670
2	1	2:43.786	45.078	1:17.748	40.960	201.9	9:25.320	2	1	2:28.224	42.018	1:08.171	38.035	248.3	8:19.894
3	1	2:39.086	44.207	1:14.250	40.629	251.2	12:04.406	3	1	2:29.017	44.076	1:07.523	37.418	233.8	10:48.911
4	1	2:59.232	45.426	1:14.232	59.574	247.1	15:03.638	4	1	2:25.055	40.541	1:06.879	37.635	259.6	13:13.966
5	1	9:51.365	7:54.501	1:16.157	40.707	248.8	24:55.002	5	1	3:17.565	40.740	1:21.120	1:15.705	243.8	16:31.531
6	1	2:37.489	44.108	1:12.960	40.421	247.1	27:32.491	6	1	8:02.681	6:17.957	1:08.195	36.529	238.9	24:34.211
7	1	2:36.483	44.075	1:12.236	40.172	246.0	30:08.974	7	1	2:26.187	40.686	1:08.433	37.068	232.8	27:00.398
8	1	3:23.660	47.067	1:20.869	1:15.724	178.8	33:32.634	8	1	2:25.638	40.540	1:07.957	37.141	249.4	29:26.036
9	1	11:40.955	9:37.767	1:16.884	46.304	200.7	45:13.588	9	1	2:54.347	40.953	1:13.955	59.439	264.1	32:20.383
10	1	2:39.901	44.892	1:14.368	40.641	236.3	47:53.489								
11	1	2:36.099	43.849	1:12.119	40.131	245.5	50:29.588								
24 G-Cat Racing Ferrari 458 GT3 1. Gary Eastwood															
1	1	3:22.573	1:07.174	1:26.631	48.768	160.5	3:22.573	1	1	3:29.297	1:13.071	1:29.289	46.937	159.5	3:29.297
2	1	2:54.520	42.949	1:21.391	50.180	216.4	6:17.093	2	1	3:06.156	51.731	1:28.596	45.829	170.9	6:35.453
3	1	2:43.216	43.370	1:12.263	47.583	237.9	9:00.309	3	1	3:05.896	50.401	1:25.745	49.750	193.5	9:41.349
4	1	3:00.587	43.648	1:21.060	55.879	231.3	12:00.896	4	1	3:18.123	52.843	1:24.770	1:00.510	186.5	12:59.472
5	1	13:18.207	...	1:14.682	46.711	229.3	25:19.102	5	1	12:05.495	...	1:16.415	42.330	199.3	25:04.966
6	1	2:32.671	42.523	1:10.962	39.186	257.1	27:51.773	6	1	2:39.507	44.944	1:13.728	40.835	186.9	27:44.473
7	1	3:38.513	1:21.928	1:16.964	59.621	183.4	31:30.286	7	1	2:37.874	44.512	1:12.925	40.437	221.8	30:22.347
8	1	13:17.925	...	1:15.154	43.410	226.9	44:48.210	8	1	3:59.562	55.874	1:46.739	1:16.949	113.2	34:21.909
9	1	2:41.572	43.458	1:12.272	45.842	252.9	47:29.782	9	1	10:55.707	8:57.432	1:16.542	41.733	192.5	45:17.615
10	1	2:35.679	43.368	1:13.034	39.277	246.0	50:05.461	10	1	2:37.162	43.642	1:13.733	39.787	197.4	47:54.777
11	1							11	1	2:35.140	43.101	1:12.528	39.511	213.0	50:29.917
54 Spy Motorsport Ginetta G55 GT4 1. Brent Millage															
1	1	4:44.050	2:51.898	1:11.902	40.250	214.7	4:44.050	1	1	4:42.855	2:09.997	1:20.959	41.899	172.2	4:12.855
2	1	2:34.293	45.093	1:09.431	39.769	227.4	7:18.343	2	1	2:41.820	45.476	1:16.087	40.257	193.9	6:54.675
3	1	2:35.909	44.892	1:10.769	40.248	224.5	9:54.252	3	1	2:40.301	43.300	1:13.827	43.174	227.4	9:34.976
4	1	2:36.805	44.609	1:11.750	40.446	228.8	12:31.057	4	1	2:37.215	42.742	1:11.898	42.575	237.9	12:12.191
5	1	3:02.425	44.834	1:15.357	1:02.234	221.8	15:33.482								
55 Gemini Cars/ 1. Andy Robey															
1	1	4:07.884	1:48.309	1:29.984	49.591	141.9	4:07.884								
58 Garage 59 McLaren GT 650S Sprint 1. Andy Brakewell 2. Steve Gray															
1	1	4:12.855	2:09.997	1:20.959	41.899	172.2	4:12.855	1	1	2:40.301	43.300	1:13.827	43.174	227.4	9:34.976
2	1	2:41.820	45.476	1:16.087	40.257	193.9	6:54.675	2	1	2:37.215	42.742	1:11.898	42.575	237.9	12:12.191
3	1	2:40.301	43.300	1:13.827	43.174	227.4	9:34.976								
4	1	2:37.215	42.742	1:11.898	42.575	237.9	12:12.191								



GT CUP / LMP3
SPA EURO RACE
QUALIFYING

Sector Analysis

■ Personal Best ■ Session Best ■ Crossing the finish line in pit lane

Lap	D	Time	Sector 1	Sector 2	Sector 3	T. Spd	Elapsed
5	1	3:00.951 B	43.248	1:17.336	1:00.367	237.4	15:13.142
6	1	11:24.590	9:17.718	1:22.322	44.550	221.3	26:37.731
7	1	2:43.361	44.478	1:16.094	42.789	246.0	29:21.092
8	1	3:23.609 B	43.855	1:28.955	1:10.799	261.5	32:44.701
9	1	12:29.583	...	1:24.665	47.379	219.5	45:14.283
10	1	2:45.794	46.246	1:17.116	42.432	230.3	48:00.077
11	1	2:39.686	44.037	1:14.336	41.313	213.0	50:39.763

59		Garage 59		McLaren GT 570S GTA			
		1.Stewart Proctor		GTA			
		2.Lewis Proctor					
1	1	2:46.084	52.977	1:12.974	40.133	238.9	2:46.084
2	1	2:36.925	45.461	1:11.874	39.590	241.6	5:23.009
3	1	2:40.316	45.550	1:13.574	41.192	241.1	8:03.325
4	1	2:36.570	44.483	1:12.183	39.904	243.8	10:39.895
5	1	2:36.513	44.175	1:12.074	40.264	245.5	13:16.408
6	1	3:19.540 B	44.747	1:22.254	1:12.539	197.4	16:35.948
7	1	9:30.411	7:33.342	1:16.422	40.647	241.1	26:06.358
8	1	2:39.262	44.517	1:13.818	40.927	243.8	28:45.620
9	1	3:04.705 B	44.523	1:15.393	1:04.789	243.2	31:50.325
10	1	12:49.721	...	1:17.982	40.873	225.5	44:40.045
11	1	2:41.386	44.976	1:14.438	41.972	243.8	47:21.431
12	1	3:05.013 B	45.257	1:23.757	55.999	241.1	50:26.444

62		TCS Motorsport		Ginetta G50 GTB			
		1.John Saunders		GTB			
		2.Patrick Scharfegger					
1	1	3:25.599	1:12.235	1:25.850	47.514	175.0	3:25.599
2	1	2:58.099	54.801	1:19.502	43.796	177.0	6:23.698
3	1	2:49.203	51.614	1:14.943	42.646	214.3	9:12.901
4	1	2:38.673	45.071	1:12.775	40.827	229.8	11:51.574
5	1	3:09.806 B	46.035	1:17.796	1:05.975	234.3	15:01.380
6	1	10:10.225	7:59.329	1:21.435	49.461	197.8	25:11.604
7	1	2:47.102 B	44.063	1:14.388	48.651	230.8	27:58.706

72		Whitebridge Motorsport		Aston Martin GTA			
		1.Chris Murphy		GTA			
1	1	3:29.706 B	59.938	1:25.961	1:03.807	196.4	3:29.706
2	1	4:56.179	2:48.511	1:20.787	46.881	177.6	8:25.885
3	1	2:47.952	46.897	1:17.143	43.912	232.3	11:13.837
4	1	2:46.814	46.441	1:17.240	43.133	241.1	14:00.651
5	1	3:42.523 B	1:07.589	1:27.230	1:07.704	169.0	17:43.174
6	1	7:54.952	5:53.047	1:17.594	44.311	240.5	25:38.125
7	1	2:47.356	45.890	1:17.637	43.829	243.2	28:25.481
8	1	3:22.425 B	47.348	1:24.842	1:10.235	236.8	31:47.906


77		Geoff Steel Racing		BMW M3 GTR GTA			
		1.Jeff Wyatt		GTA			
		2.Geoff Steel					
1	1	3:38.016	1:21.467	1:29.461	47.088	167.4	3:38.016
2	1	2:52.437	50.360	1:19.327	42.750	204.9	6:30.453
3	1	2:47.067	46.913	1:17.454	42.700	190.5	9:17.520
4	1	2:46.256	46.981	1:16.484	42.791	208.5	12:03.776
5	1	3:01.898 B	46.414	1:15.699	59.785	199.3	15:05.674
6	1	10:19.819	8:12.028	1:22.985	44.806	178.5	25:25.492
7	1	2:49.700	48.307	1:17.690	43.703	213.4	28:15.192
8	1	3:10.900 B	49.636	1:16.936	1:04.328	212.2	31:26.092

102		United Autosports		Ligier JS P3			
		1.CJ Wilson					
		2.Andrew Evans					
1	1	4:06.195	2:17.224	1:10.804	38.167	224.1	4:06.195
2	1	2:29.051	42.414	1:08.458	38.179	227.4	6:35.246
3	1	2:28.372	42.078	1:09.347	36.947	234.3	9:03.618
4	1	2:24.736	41.553	1:05.783	37.400	246.6	11:28.354
5	1	2:24.352	41.137	1:06.584	36.631	248.3	13:52.706
6	1	3:34.336 B	52.685	1:29.885	1:11.766	149.4	17:27.042
7	1	10:17.831	8:29.563	1:11.094	37.174	241.6	27:44.872
8	1	2:23.338	41.532	1:05.321	36.485	250.6	30:08.210
9	1	3:20.584 B	40.957	1:18.743	1:20.884	250.0	33:28.794
10	1	11:42.526	9:51.048	1:10.718	40.760	207.3	45:11.319
11	1	2:24.167	40.931	1:06.573	36.663	251.7	47:35.486
12	1	2:46.861 B	40.618	1:16.054	50.189	255.3	50:22.347

103		United Autosports		Ligier JS P3			
		1.Tony Wells					
		2.Matt Bell					
1	1	3:06.340	1:08.974	1:17.292	40.074	187.2	3:06.340
2	1	2:24.226	41.682	1:06.192	36.352	246.0	5:30.566
3	1	2:20.943	41.019	1:03.913	36.011	251.7	7:51.509
4	1	2:21.494	40.453	1:03.462	37.579	252.9	10:13.003
5	1	2:20.751	40.295	1:04.463	35.993	252.9	12:33.754
6	1	2:45.738 B	42.661	1:10.024	53.053	213.4	15:19.492
7	1	9:12.937	7:29.368	1:06.880	36.689	241.1	24:32.428
8	1	2:23.773	41.766	1:03.721	38.286	250.6	26:56.201
9	1	2:29.200	40.113	1:10.033	39.054	255.3	29:25.401
10	1	2:49.563 B	40.419	1:07.890	1:01.254	256.5	32:14.964
11	1	12:12.647	...	1:07.733	36.958	248.3	44:27.610
12	1	2:20.476	40.820	1:03.355	36.301	251.7	46:48.086
13	1	2:19.424	40.385	1:02.767	36.272	254.1	49:07.510

123		Nielsen Racing		Ligier JS P3			
		1.Jason Rishover					
		2.Jamie Spence					
1	1	3:06.989					3:06.989
2	1	2:27.740					5:34.729
3	1	2:23.049					7:57.778
4	1	2:22.580					10:20.358
5	1	2:23.611					12:43.969
6	1	2:54.679 B					15:38.648
7	1	8:51.725					24:30.372
8	1	2:23.541					26:53.913
9	1	2:23.799					29:17.712
10	1	4:11.082 B					33:28.794
11	1	10:59.661					44:28.454
12	1	2:26.922					46:55.376
13	1	2:22.344					49:17.720

126		Tockwith Motorsport		Ligier JS P3			
		1.Richard Dean					
		2.Sarah Moore					
1	1	3:07.766	1:09.811	1:18.438	39.517	191.8	3:07.766
2	1	2:27.526	42.204	1:07.159	38.163	247.7	5:35.292
3	1	2:24.691	41.722	1:05.761	37.208	249.4	7:59.983
4	1	2:24.313	41.177	1:05.465	37.671	255.3	10:24.296
5	1	2:24.359	41.386	1:05.546	37.427	254.7	12:48.655
6	1	2:52.376 B	41.209	1:10.590	1:00.577	257.1	15:41.031



GT CUP / LMP3 SPA EURO RACE QUALIFYING

Sector Analysis

■ Personal Best
 ■ Session Best
 ■ B Crossing the finish line in pit lane

Lap	D	Time	Sector 1	Sector 2	Sector 3	T. Spd	Elapsed	Lap	D	Time	Sector 1	Sector 2	Sector 3	T. Spd	Elapsed
7	1	9:25.567	7:38.848	1:08.502	38.217	222.7	25:06.597	4	1	35:59.138	41.749	1:08.484	...	260.9	45:12.015
8	1	2:27.743	42.905	1:05.830	39.008	251.7	27:34.340	5	1	2:30.794	42.296	1:09.463	39.035	260.2	47:42.809
9	1	2:25.708	41.813	1:07.055	36.840	255.9	30:00.048	6	1	2:29.616	41.523	1:09.664	38.429	262.1	50:12.425
10	1	3:26.791 B	41.030	1:26.273	1:19.488	259.0	33:26.839								
11	1	11:27.157	9:40.619	1:08.998	37.540	233.8	44:53.995								
12	1	2:26.399	41.162	1:06.381	38.856	252.3	47:20.394								
13	1	2:22.070	40.901	1:04.623	36.546	257.8	49:42.464								

128		G-Cat Racing		Ligier JS P3											
		1. Paul Bailey													
		2. Andy Schulz													
1	1	2:31.473	44.571	1:08.787	38.115	220.0	2:31.473								
2	1	2:32.283	41.614	1:04.663	46.006	251.2	5:03.756								
3	1	2:20.201	40.755	1:03.496	35.950	254.7	7:23.957								
4	1	2:20.124	39.927	1:04.330	35.867	254.7	9:44.081								
5	1	2:25.162	40.833	1:05.567	38.762	254.7	12:09.243								
6	1	2:46.422 B	40.202	1:04.007	1:02.213	257.1	14:55.665								
7	1	10:09.589	8:19.358	1:07.841	42.390	219.1	25:05.253								
8	1	2:21.601	40.971	1:04.548	36.082	258.4	27:26.854								
9	1	2:19.444	40.000	1:03.622	35.822	257.8	29:46.298								
10	1	3:14.474 B	39.995	1:25.111	1:09.368	260.2	33:00.772								
11	1	11:57.142	...	1:08.329	38.091	250.0	44:57.913								
12	1	2:29.631	42.585	1:08.370	38.676	251.2	47:27.544								
13	1	2:19.889	39.916	1:04.076	35.897	257.8	49:47.433								

179		Ecurie Ecosse/Nielsen Racing		Ligier JS P3											
		1. Alasdair McCaig													
		2. Colin Noble													
1	1	3:03.829	1:08.630	1:16.918	38.281	179.4	3:03.829								
2	1	2:29.982	44.386	1:07.237	38.359	220.0	5:33.811								
3	1	2:21.786	41.371	1:04.630	35.785	254.7	7:55.597								
4	1	2:19.514	40.530	1:03.372	35.612	255.3	10:15.111								
5	1	2:27.922	42.276	1:06.640	39.006	252.9	12:43.033								
6	1	2:53.638 B	40.529	1:08.903	1:04.206	256.5	15:36.671								
7	1	8:56.704	7:12.714	1:06.913	37.077	238.9	24:33.374								
8	1	2:24.039	41.215	1:06.905	35.919	256.5	26:57.413								
9	1	2:22.140	40.775	1:03.646	37.719	257.1	29:19.553								
10	1	2:51.914 B	42.653	1:06.507	1:02.754	252.9	32:11.467								
11	1	12:14.262	...	1:06.384	36.613	248.3	44:25.728								
12	1	2:19.165	40.610	1:02.894	35.661	252.9	46:44.893								
13	1	2:18.565	40.398	1:02.560	35.607	256.5	49:03.458								

196		Speedworks Motorsport		Ligier JS P3											
		1. Scott Mansell													
		2. Jack Butel													
1	1	2:23.194	41.445	1:04.536	37.213	240.5	2:23.194								
2	1	2:20.862	41.574	1:02.941	36.347	248.3	4:44.056								
3	1	2:19.485	41.408	1:02.300	35.777	249.4	7:03.541								
4	1	2:38.837 B	40.843	1:08.347	49.647	254.1	9:42.378								
5	1	3:34.742	1:53.665	1:05.005	36.072	247.7	13:17.120								
6	1	3:16.937 B	42.408	1:17.394	1:17.135	195.7	16:34.057								
7	1	9:27.837	7:43.920	1:04.451	39.466	243.8	26:01.893								
8	1	2:19.023	40.848	1:02.349	35.826	251.2	28:20.916								

333		MTECH/Wildwater		Lamborghini Huracan Super											
		1. Jake Rattenbury													
1	1	4:09.037	2:07.487	1:21.117	40.433	178.5	4:09.037								
2	1	2:32.183	42.988	1:09.398	39.797	258.4	6:41.220								
3	1	2:31.659	42.440	1:09.336	39.883	255.3	9:12.879								